



QUICK·STEP®

FLOOR DESIGNERS



2022 - 2023

WOOD

Cascada:
the first watertight
parquet

Wood for
your life

Dark luxe and
other top trends



YOUR LIFESTYLE,
YOUR FLOOR



PAL1340S

Carefree living starts in a home with exceptional floors that can withstand what life throws at them. From mud trails after walking the dog to wine stains after an epic party with friends: no matter the challenge, your wood floor is protected for years to come, thanks to our Wood for Life technology. This innovative protective layer prevents dirt from getting into the wood, ensuring that your floor always looks new and authentic. It's also one less thing to think about when your child spills another drink: the new Cascada range offers the very first watertight wood flooring.

Add style and ease to your life

Choose from our wide range of colours and styles and enjoy the natural, authentic feel of true wood. Are you a traditionalist or a modern visionary? Whatever your taste is, we help you bring character into your home. Pick a colour and explore a vast range of floors suitable for your needs. No worries: it's all real wood with zero compromises in terms of strength, resistance and performance. It's built for you to last a lifetime.

READY TO FIND THE PERFECT MATCH?
START BROWSING!



Start exploring

CASCADA: THE FIRST WATERTIGHT WOOD FLOORING	P. 8
WOOD FOR MY LIFE	P. 10
FIVE STEPS FOR A WATERTIGHT FINISH	P. 30
INVITE NATURE INSIDE	P. 37
ON TOP OF THE TRENDS	P. 60
TOOLS TO HELP YOU CHOOSE	P. 74
TIPS & TRICKS	P. 76
COLLECTIONS	P. 98
ACCESSORIES	P. 120

No worries with watertight wood

P. 24

Our watertight Cascada range fits beautifully in every room of your home. Sit back and relax: this floor can take a spill... or a hundred.





True craftsmanship from the heart

P. 38

Get a sneak peek at the innovative process
behind the floor of your dreams.



Wood for my life: strong floors that are beautiful to look at

P. 10

Say goodbye to dirt, dust and moisture settling into the edges and
grains of your wooden flooring. Discover Wood for Life technology for a
carefree home experience.



NEW CASCADA
The first watertight wood.



WOOD

Authentic beauty without compromise

PAL3095S

CASCADA



CASC6029

THE FIRST
WATERTIGHT
WOOD

Make a splash



Don't worry about water. Our watertight Cascada range is beautifully suited to every room of your home, including your kitchen and bathroom. Experience authentic wood beneath your feet without compromising on durability or ease of use. Sit back and relax: this floor is up for anything.

WOOD

FOR

My
LIFE

FOR ALL LIFESTYLES, INCLUDING YOURS

Allergic to dirt and scratches? We hear you. To make sure you enjoy your home with as few worries as possible, we developed the Wood for Life technology. Say goodbye to dirt, dust and moisture settling into the edges and grains of your wooden flooring. Your wood floor is protected in so many different ways, it will easily keep its authentic look. You don't have to worry about moisture seeping into the wood and leaving marks. Try a wood floor that's just as strong as it is beautiful to behold.

ENJOY YOUR WORRY-FREE AND WATERTIGHT FLOOR WITH CASCADEA

Afraid of making a spill? Cascada is the floor for you. It's the only authentic wood floor that is watertight. Install it effortlessly in every room of your home (yes, that includes the kitchen and bathroom). It's easy as 1-2-3 and extremely durable.

No stress. Simply enjoy your Wood for Life.







CASCADA

The first watertight wood flooring



Unwind

If happiness for you is taking a long, warm bath, you shouldn't be worrying about your floors getting wet. Upgrading the most relaxing room in your home with Cascada means upgrading your wellbeing.



CASC3888



CASC3888



Enter without caution

It's nice to come home. Coming home is even nicer if you have to worry less about stains or scratches on your floor. Our highly wear-resistant wood is prepared to handle your day-to-day routines. Even your four-legged friends are welcome.





Always up for a long brunch

From food stains to spilled drinks: your Quick-Step floor is always prepared for action, thanks to multiple protective layers. For your convenience, maintenance is simple – and your floor always looks inviting when you're inviting.

WOOD FOR *My* LIFE







Effortless installation

Installing your Quick-Step floor is as easy as 1-2-3. Floating or glued down: the choice is yours! Easily combine it with underfloor heating, or take it to the next level and use our flooring to finish or renovate your staircase.

TAKE A LOOK AT OUR ACCESSORIES
FOR A SWIFT INSTALLATION AND
A NICE FINISHING TOUCH





CASCADA

CASC3888

Authentic beauty

Your cosy cocoon deserves the natural beauty of wooden flooring. Bring nature indoors and surround yourself with natural materials, plants and organic shapes. Select from our diverse range of colours, grades and sizes. Every Quick-Step plank is unique, giving your home that real wood authenticity. The secret behind our wooden flooring? A genuine passion for design and a product made with love, to enjoy for the rest of your life.

WOOD FOR LIFE: WOOD THAT CAN HANDLE YOUR *lifestyle*

Quick-Step wood with Wood for Life

Live life to the fullest. Our durable floors are made for bathtime fun with your kids, dinners with friends and playtime with your pet. Plus, they withstand a good cleaning.

1. EASY-TO-CLEAN SURFACE

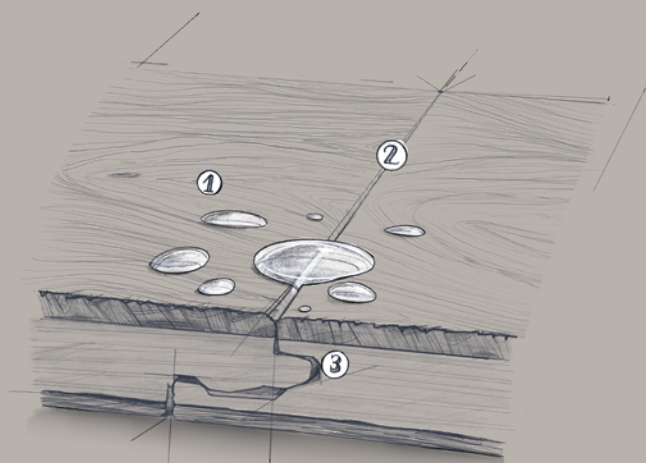
Your floors will never look dirty or dark. Thanks to a unique coating system that covers the full surface, even in the deepest surface textures, they're protected from water and are easy to clean. Dirt and liquids won't stick to the wood!

2. NO DARK JOINTS

During cleaning, water and dirt are barred from entering the wood pores, thanks to a unique hydro repellent coating system. This covers the edge to avoid water being absorbed by the wood.

3. NO WATER INFILTRATION

Enjoy our new and improved click design, which ensures a tight fit on all sides. On top of that, the Hydroseal coating on all 4 sides stops all water from leaking through and causing damage to the bottom of your floor. Cascada only.



/// QUICK-STEP®



COMPETITOR

Competitor wood

Standard wood floors are more susceptible to wear and tear during your everyday routines, gatherings with friends and other activities. They won't withstand too many cleanings without dulling, either.

1. DIFFICULT-TO-CLEAN SURFACE

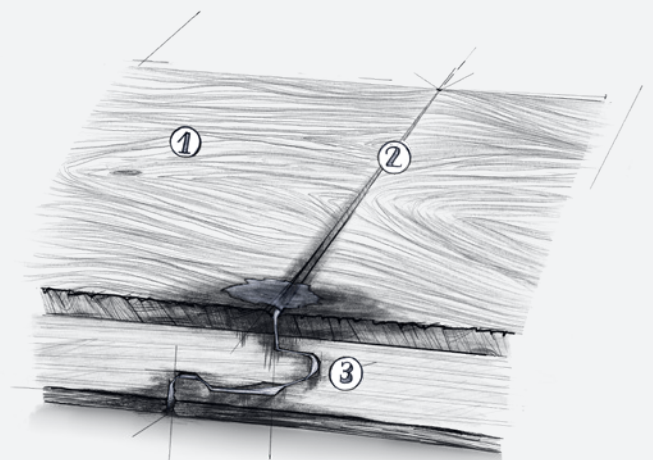
Without a high-quality coating system that protects even the deepest textures, your floors are less protected against water absorption and are more difficult to clean. Dirt and liquids are more likely to stick to the wood.

2. DARK JOINTS

Without a unique hydro repellent coating system, you're likely to encounter water and dirt infiltrating the wood pores. If the edges are not covered, there's a possibility of water being absorbed by the grains in the wood, creating dark and discoloured joints.

3. WATER MIGHT DAMAGE THE BOTTOM AND ANYTHING UNDERNEATH YOUR FLOOR

Without Wood for Life, you might not get a tight fit on all sides. On top of that, a lack of water-repellent coating may give water a chance to leak through and damage your floor and anything underneath.





CASCADA



CASC6034

NO STRESS




WATER-REPELLENT COATING

Your floors will never look dirty or dark. With a unique coating system that covers the full surface, even in the deepest brushings, we protect the wood from water absorption and make it easy to clean. Liquids and dirt don't get a chance to infiltrate the wood surface.



WATERTIGHT

Enjoy our new and improved click design, which ensures a tight fit on all sides. On top of that, the Hydroseal coating on all 4 sides stops all water from leaking through and causing damage to the bottom of your floor. Cascada only.





PAL3095S



CASCADA

CASC6033



Worry-free relaxing

Wood floors from the new Cascada range with Wood for Life protection withstand water spillage. That's why they're ideal for bathrooms, ensuring a relaxing, carefree time.



Easy to clean

Revel in floors that are easy to maintain. Rinse them with water and make use of our specialised Quick-Step cleaning products. We make sure your wood keeps its brand new look for many years to come.



SHOPPING LIST



Everything you need to create the bathroom of your dreams.

INSTALLATION

SILENT WALK UNDERLAY

ADHESIVE TAPE

INSTALLATION SET

FINISHING

WATER RESISTANT PARQUET SKIRTING

ONE4ALL GLUE

FOAMSTRIP

HYDROKIT

MAINTENANCE

CLEANING PRODUCT 2.5 L

CLEANING KIT



YOUR WATERTIGHT FINISH IN *5 easy steps*



Installing your watertight Cascada floor is super easy. Follow the steps on the right for wood that's ready for splashes, moisture, and all the bathroom fun you could want. It can take a good cleaning too.

EXPLORE OUR COLOUR-MATCHED, PAINTABLE AND WHITE SKIRTINGS ON P. 122

STEP 1

Install your underlay

Choose the underlay that's most suitable for your project on page 120.



STEP 2

Install your watertight floor

Provide an expansion joint (8 to 12 mm) between walls and floor.

STEP 3

Add Foamstrip

Install a Foamstrip between the wall and your floor.



STEP 4

Add Hydrokit

Apply the Hydrokit on top of the Foamstrip.



STEP 5

Install your colour-matched skirting

Place the water-resistant Cascada skirtings and wrap up.



Time to enjoy your brand-new floor!

RELAX – WE’VE GOT YOU COVERED

From installation to finish: it’s smooth sailing

1.

Pick the floor of your dreams

Whatever your project, we’ve got a floor that suits your needs perfectly.

2.

Effortless installation

Easily install Quick-Step wood flooring in two ways: floating or glued down. The choice is yours! The Quick-Step Uniclic and Uniclic Multifit systems make sure you have no trouble installing your floors, even in small corners and underneath heating elements. And with the right underlay or glue and installation tools, your floors are placed in no time.

3.

The perfect finish

Add some style with skirting boards and profiles that match the colour of your floor. Or, finish up with paintable skirtings.

4.

Worry-free maintenance

Get the best out of your wooden floors with high-quality Quick-Step cleaning products. A deep polishing results in wood you can enjoy for years to come.



BROWSE THROUGH OUR ACCESSORIES ON P. 120



PAL3100S





CRAFTSMANSHIP STRAIGHT FROM THE HEART



PAL13405

INVITE NATURE INSIDE



With natural materials and plants, you can add a spark of nature to your home. It's all about natural beauty. That's why all our materials are treated with the utmost respect, passion, care and attention to detail. The floors you walk on are the result of years of refinement. Every plank is unique and gives your home an authentic character. It's the type of craftsmanship you deserve – straight from the heart.

Creating your perfect floor: a labour of *love*



To manufacture flawless wood for your home, we're constantly looking for the right balance between wood types, grading, colours, structures, finishes and plank sizes. These are the steps we follow meticulously.

1. GRADING YOUR FLOOR

To provide a product for everyone's specific taste, every wood floor receives a unique grading. We make an extensive selection of the wood grain and colour, knots and cracks, and translate the tree's characteristics into a wooden floor. From a clean, calm vibe with a few knots to a more rustic look with more knots, cracks and a lively colour variation.

2. CREATING EASY-TO-USE PATTERNS

Working with patterns like herringbone, multistrip and chevron shouldn't be difficult. Whether you go for smaller or bigger sizes, we guarantee that a floor of any pattern can be installed with a few clicks.





PALAZZO

PAL3100S

3. BRUSHING FOR AN AUTHENTIC FEEL

To create designs that really stand out in your home, we accentuate the wood grain by brushing it lightly or heavily.

4. CHOOSING THE RIGHT COLOURS

Colour is indispensable in any interior. Whether you go for trendy or traditional, we ensure you can pick between light as well as dark colours. In creating your perfect floor, our floor designers match the right colours, grades and surface effects to find the right balance.

5. GOING FOR THE PERFECT FINISH

We protect your floor with a high-quality finish and determine the final gloss level. Extra matt finishes are the most popular, but sometimes we add a little more "shine" to increase the intensity of the colour.

This unique combination is what makes your Quick-Step floors stand out from the rest. Furthermore, we make sure they're always built to last by applying numerous innovations like Wood for Life to increase durability.

It's the perfect marriage of design and performance!



BRING NATURE INSIDE

The beauty of nature is in its diversity and detail. Invite it into your home and create that unique, authentic look. From classification to wood treatment and finishing: learn all there is to know about our lacquered and oiled floors and explore how to enjoy them for many years to come.



NATURE

Natural colour variation and small knots
for a subtle look.



MARQUANT

Lively colour variation with more pronounced knots
for a rustic look.



VIBRANT

Lively colour variation with big knots and cracks
for a floor full of character.



Grading

Our classification system divides our wide range of floors into different categories: nature, marquant and vibrant. Even though each plank is unique, this will give you an idea of what your floor will look like in the end.

Surface treatment

We add extra texture and provide you with a broad range of different styles.



(DEEP) BRUSHED

Through brushing, the natural grain structure of the wooden plank is accentuated, adding depth.



RECLAIMED LOOK

A number of our pattern floors have a 'reclaimed' look that is characterised by subtle saw cuts, height differences and cracks.



NATURAL KNOTS

Knots are a natural part of the wood, emphasising its liveliness. By including knots with subtly recessed surfaces, the authentic look of your floor is emphasised, creating more depth and a vintage look.




DESIGN COLOURS

Through the use of different treatment techniques, like smoking and reactive staining, each plank features a unique and natural colour.





Finish

All Quick-Step wood floors are pre-finished for your convenience. You won't need any lacquer or oil after the installation. Thanks to this protective layer, your wood floors will look brand new, even after years of use.



(EXTRA) MATT LACQUER FINISH

- Seven layers of protective lacquer.
- Highly scratch and wear resistant.
- Improved protective layer that keeps the surface and the joints of your floor clean, even after years of use, thanks to Wood for Life.



OILED FINISH

- Two layers of high-quality oil.
- Emphasises the authenticity of real wood.
- Can be renewed, restored and kept pristine for many years with Quick-Step cleaning products.

DISCOVER OUR CLEANING PRODUCTS ON P. 127

A HEART FOR YOUR HOME AND OUR PLANET

We all love natural beauty. The only way to continue to enjoy the beautiful things our planet has to offer is to treat it with respect. That's why our flooring products not only look good, but are as hard-wearing and sustainable as possible. Together, we can reduce our ecological footprint, from the production of your flooring to the end of its life.

Using wood economically

As a renewable resource, trees play a crucial role in combatting climate change. So we must treat them with care, in particular the slow-growing species such as oak. That's why we use these species only in the top layers of our wood. We prefer to use wood from **fast-growing trees** or **recovered wood** such as from sawmills for the core. And for our **Variano and Intenso ranges**, we create unique designs using small pieces of wood that would otherwise go to waste. This is how we get the most out of every tree, and you get high-quality flooring for your home.

Wood can be an infinite resource if we manage our forests in a sustainable way. A **PEFC label** means that the wood in your flooring comes from sustainably managed forests.



Green source of energy

If the wood has reached the end of its life and is no longer suitable for use in your flooring, we will give it a new lease of life in the form of **green energy**. Our primary heat source for the production of wood is wood residues and dust, which cover about 90% of our requirements.



Clean indoor air

Most of your life takes place indoors, which is why the air quality in your home is so vitally important. Many factors have an effect on it: ventilation, candles, cleaning agents, and even the materials used in your interior, such as the flooring. We minimise the emissions of harmful substances by producing your flooring **in-house** as much as possible. This means we know exactly what materials it contains, and we make sure you can install it **without any glue**. In fact, the formaldehyde emission value of our wood products is on average **ten times lower** than the EU's Class E1 requirements.

This label demonstrates that your flooring complies with strict environmental and health standards.



Easy to install and dismantle

As wood flooring is a long-term investment, we provide you with a **lifetime guarantee**. What's more, our advanced click technology makes it really easy for you to install your flooring without any glue or tools. If you ever need to remove your flooring, you can do so without damaging it or making a mess, thanks to its glue-free installation. This means that your flooring can be processed efficiently when it reaches the end of its life.

**Do you want to find out more about the sustainability of our flooring products?
Read all about it on quick-step.co.uk**



Crafting the best with nature's materials

Taking care of our planet is as important to us as it is to you. That's why we use all parts of the tree. Collections like Variano and Intenso consist of wooden panels of different sizes, widths and textures that are selected by hand.

They come in a wide range of sizes and grades. The result? Eye-catching floors and striking 'reclaimed' styles you enjoy at home. Nothing goes to waste, and you always find something to your taste.



INT3902

UP TO THE TASK



Installing Quick-Step wood flooring yourself? Take your pick between two options: floating or glued down. Make sure to choose the latter option when combining wood with underfloor heating – or use a Silent Walk underlay if you install floating. You can even use our wood to easily finish or renovate any type of staircase.

Putting in a new floor has never been so simple. Our Quick-Step Uniclic Multifit and Uniclic systems guarantee effortless flooring installation, even in small corners and underneath heating elements. With the right underlay, glue and installation tools, your wood is installed in no time.

FIND THE RIGHT INSTALLATION TOOLS ON P. 120



CASC3888



CASCADA

CASC3888



PRE-TREATED FLOORS: IMMEDIATELY ENJOYED, EASILY MAINTAINED

We know you want to enjoy your new floor as quickly as possible. That's why we pre-treat them with oil or lacquer. It's one less thing you need to worry about. Our protective layers will keep them looking like new for years, and our cleaning products really let them shine.

All wood floors

Use our Quick-Step cleaning product for regular maintenance.

Oiled floors

The Quick-Step Oil care protects your oiled wood floor and prevents it from drying out and losing its lustre. Apply with a damp mop every four cleaning sessions.

The Quick-Step Maintenance oil protects the matt finish of your oiled wood floor and repairs minor damage. Apply it each year or more when necessary.

EXPLORE ALL CLEANING ACCESSORIES ON P. 127



CASC3888

CREATING YOUR PERFECT DINING ROOM

Creating your dream home starts with a comprehensive shopping list for every room. Take this dining room, for example: stylish and modern, with Quick-Step wood emphasising its natural look. What does your ideal dining room look like?

From installation to finishing and maintenance, we'll provide you with all the tools and products you need for your project.



SHOPPING LIST



Everything you need to create the dining room of your dreams.

INSTALLATION

PARQUET GLUE

PARQUET TROWEL

INSTALLATION SET

FINISHING

PAINTABLE PARQUET SKIRTING

INCIZO PROFILE

ONE4ALL GLUE

MAINTENANCE

CLEANING PRODUCT 2.5 L

CLEANING KIT

OIL CARE

MAINTENANCE OIL





PALAZZO

PAL3562S

Take it to the next level with wood for stairs

Did you know that Quick-Step wood is perfectly suited to staircases? It offers great protection from wear and tear. Thanks to the oil or lacquer pre-treatment, your wood will always look brand new.

TIP: STYLE YOUR STAIRCASE ACCORDING TO YOUR TASTE WITH COLOUR-MATCHED INCIZO PROFILES. YOU CAN FIND THEM ALL IN OUR ACCESSORIES SECTION ON PAGE 125.

PERFECTLY
DESIGNED
WITH THE BEST
THAT NATURE
HAS TO OFFER





ON TOP OF THE *trends*

SOFT PLAY

NATURE LUXE

DARK LUXE

You're all about style. We get that. That's why we continuously adapt our collections over the years by closely tracking the latest trends in colours and patterns for our designs. Discover three of them.





Soft play: natural wellbeing

At home, you can let your imagination run free. Feel like creating a peaceful and playful atmosphere throughout the house? Go for soft materials with natural colours to inspire rejuvenation. As colours influence your mood and wellbeing, it's important to choose wisely! For those who feel like adding a touch of playfulness: don't hesitate to experiment with patterns. A wood herringbone pattern adds a spark of joyful interest to your interior.



CASC3854



DIS5115S



PALAZZO

PAL5106S





DISEGNO ————— DIS4856S



MAS3566S



CASC6032



CASCADA

CASC6031

Nature luxe: precious materials

Your cocoon could use some of nature's calm and harmony. Real wood floors can bring the outside world into your home. Celebrate the uniqueness of nature, where lines are never straight, and every single element is one of a kind. Nature luxe features pure and original forms. Create a luxurious, warm home with oak in natural colours for all surfaces of the house. Monochromatic colour schemes with tone-on-tone of one chosen colour or material are trending, and it's not hard to see why. Green and brown are also a great combination. Combine them with metallics such as gold or copper to add a touch of splendour.







CASC6031



Dark luxe: you want it darker?

Dark hues never go out of style. If you want to give your rooms a moody and seductive, even luxurious vibe, dark colours are the way to go. On darker surfaces, gloss effects, structure and details become much more vibrant. Go for a combination of blue, green, brown and grey, add exclusive materials and create that high-end design look. You can also work with black and brown tones to create a dark colour scheme often contrasted with smooth reflective materials such as brass and chrome. This adds an exclusive touch. Too dark? Just add some white or lighter colours to style a room precisely to your liking.



MAS3564S



PAL3889S



PALAZZO

PAL3885S



HUXIA BOOK



PALAZZO ————— PAL3096S

TOOLS TO HELP YOU CHOOSE

FloorExplorer

With so many flooring options to choose from, making the right decision can be a challenge. Let our FloorExplorer guide you through a selection of floors that match your personal needs and style in just a few steps. Give it a try!

RoomViewer

Having doubts about which Quick-Step floor suits your interior best? No problem! Thanks to our online RoomViewer, you can preview any floor in your own interior to help you make the right choice.




Sample service

Curious to see what your floor of choice would look and feel like in reality? Do you want to find out if it matches your furniture, wall colour, art ...? Order a floor sample on our website and see for yourself.

Shop online or offline

Made your decision? Visit your nearest Quick-Step dealer or order directly from our webstore. You can also choose to pick up your order at your local dealer.

GET INSPIRED AND FIND A DEALER [quick-step.co.uk](https://www.quick-step.co.uk)



DOES SIZE MATTER?

Undoubtedly yes!



IMPERIO

IMP3793S

A simple rule to follow is to use large formats for large rooms to emphasise the spacious ambiance. For small or irregularly shaped rooms, small formats will match the proportions of the room better.



Find out what your favourite
wood floors would look like in
your interior



IMP3793S

SCAN THE QR CODE
TO ACCESS OUR ROOMVIEWER







CASC6030

THE ICING ON THE CAKE

Matching skirtings

Go for a great look with Quick-Step colour-matched skirtings for your floor.

PERFECTLY MATCHING COLOURS

Our skirtings flawlessly match the colour of every floor.

REAL VENEER SURFACE

An authentic wood experience in the entire room.

QUICK-STEP WARRANTY

Skirtings come with the same warranty as your floor.

CHECK OUT ALL SKIRTINGS AND PROFILES ON P. 122



Paintable skirtings

Grab a can and paint your skirtings in a colour that suits your style, or simply leave them white. Do your skirtings need to withstand damp conditions, or do you want to be able to clean them with water? Make sure to choose waterproof skirtings.



PALAZZO



PAL3092S



IN WHICH DIRECTION SHOULD

Guided by the light

The direction of your floor has a huge impact on a room's overall appearance and can be a tough nut to crack. As a general rule, lay your floor in the same direction as the main light source in a room and in the same line as the most frequently used entrance. If there are several doors and windows, then opt for the direction that's the easiest to install.



In narrow rooms

Installing your floor in a narrow room? Why not lay it horizontally! Planks laid width wise will make the surface appear wider, avoiding a boxed-in effect. To enhance this even further, avoid dark colours for your floor or walls, as these will make a narrow room look even narrower.



I INSTALL MY FLOOR?

In short rooms

If you're laying your floor in a short room, you'll want to add a sense of depth. Make the room look longer by installing your floor lengthwise.

Want to increase the effect of lengthwise installation? Make sure to combine a light-coloured floor with darker walls: this will add even more depth to your room.



MASTER INSTALLERS AT YOUR SERVICE

Opt for professional installation by an accredited Quick-Step Master Installer. These experts are trained at the Quick-Step Academy, the most exclusive training centre in the flooring industry.

- Get the best end result with expert underlay selection and subfloor preparation.
- Make your floor stand out with advice on the correct installation direction.
- Enjoy a perfect finish: meticulously fitted skirtings, profiles and staircases.
- Expert quality at the right price.
- A lifetime warranty* after registration of the installation.

** The lifetime warranty lasts as long as the product warranty.*

More info on [quick-step.co.uk](https://www.quick-step.co.uk)



PALAZZO

PAL3888S



GET CREATIVE WITH PATTERNS

Chevron, multistrip and herringbone patterns are timeless classics that are effortlessly finding their way into modern interiors. They add a touch of playfulness and turn every room into an eyecatcher.



DIS5115S

DISEGNO

580 x 145 x 13.5 mm



With this wooden floor, the herringbone pattern is easily achieved. Unleash your creativity with three possible pattern options.



Herringbone



Double herringbone



Tile

INTENSO

600 x 310 x 13 mm



The dynamic and remarkable chevron pattern is back. Placement has never been this quick and easy.

This collection is characterised by weathered edges, knots and cracks, giving your floor that extraordinary vintage look.



INT3903



VARIANO

2200 x 190 x 13.5 mm



A beautiful collection defined by worn edges creating subtle height differences, cracked knots, saw cut structures and much more. The colour variations make it truly unique. Multistrips (different small strips in one plank) allow you to easily come up with stylish patterns.



PAL3887S

WE'VE GOT THE ANSWERS TO ALL YOUR QUESTIONS

WHAT'S THE DIFFERENCE BETWEEN FLOATING AND GLUED DOWN INSTALLATION?

Quick-Step wood floors can be installed in two ways: glued down or floating. For glued-down installation, we advise the Quick-Step Parquet glue, which was specifically developed for use with Quick-Step wood floors. A floating installation requires no glue, but the use of a Quick-Step underlay. In combination with underfloor heating, a glued-down installation performs best, whereas a floating installation is easier to accomplish. The choice is yours!

SHOULD I GO FOR LACQUER OR OIL?

LACQUER

A lacquer film applied to the surface of the wood closes the pores of the wood. If you opt for extra matt lacquer, your wood will have the soft look of oiled wood. Lacquered Quick-Step wood receives up to seven layers of UV-cured, water-based lacquer. That's how we make maintenance easier for you and protect your floor against wear, scratches and stains.

OIL

Oiling your wood means impregnating the wood: the oil seeps into the pores, protecting the wood from the inside and giving it a natural vibe. Oiled Quick-Step wood has an extra matt and authentic look and ages beautifully, thanks to its two layers of modified oil.

With oiled wood, micro scratches can be removed easily with a maintenance oil. Oiled wood is also easy to maintain. But watch out: dirt and stains penetrate oiled wood, and it scratches more easily than lacquered wood. That's why you should always give your wood the maintenance it deserves.

MORE QUESTIONS?

DO I REALLY NEED EXPANSION JOINTS?

It's important to have the prescribed expansion joints along all walls and fixed obstacles to ensure that your floor has enough room to expand or contract due to changes in humidity.

If the room is more or less square and if there aren't strong indoor climate changes, you can lay a surface of up to 20 m long and 20 m wide without extra expansion joints in the floor surface. With lengths of more than 20 m and widths of more than 20 m, there should be an intermediate expansion joint. For detailed information, check the installation instructions.

If you go for a floating installation, it is also necessary to place expansion joints under the doors between rooms to separate the rooms. With a glued down installation, that's not necessary.

IN WHICH ROOMS CAN I INSTALL MY WOOD FLOORS?

The Quick-Step Cascada range is suitable for all rooms – even your bathroom or kitchen, thanks to our watertight technology. In rooms that don't get wet, all our other ranges can be installed. Because our wood is pre-treated with oil or lacquer, it will look like new for years to come.

[quick-step.co.uk](https://www.quick-step.co.uk)





Installing the right underlay has a major impact on the final quality and acoustics of your floor.

When you opt for a floating installation, choosing the right underlay is essential. Besides creating a level base for the installation of your new floor, it also provides excellent acoustic insulation and reduces creaking noises.

FIND THE IDEAL UNDERLAY FOR YOUR FLOOR ON P. 120

If you're also installing underfloor heating, gluing your floor down will give you the best results. If you go for a floating installation, you have to combine your underfloor heating with a Quick-Step Silent Walk underlay.



CASCADA
















CASC5112



BEAUTY COMES IN MANY SIZES

















COLLECTIONS

DIMENSIONS

	MASSIMO		2200/2400 x 260 x 13.5 mm**
	IMPERIO		1820/2200 x 220 x 13.5**
	PALAZZO		1820/2200 x 190 x 13.5 mm**
	CASCADA	 	1820/2200 x 190 x 13 mm**
	COMPACT		1820/2200 x 145 x 13 mm**
	DISEGNO		580 x 145 x 13.5 mm
	INTENSO		600 x 310 x 13 mm
	VARIANO		2200 x 190 x 13.5 mm



Wooden build-up with 2.5 mm top layer

BOX	BEVELS	BUILD-UP	INSTALLATION	WARRANTY
4 planks = 2.288 m ² (2200 mm) 4 planks = 2.496 m ² (2400 mm)	4		 PATENTED TECHNOLOGY	✓ LIFETIME WARRANTY DOMESTIC USE ✓ 10 YEAR WOOD FOR LIFE WARRANTY
4 planks = 1.602 m ² (1820 mm) 4 planks = 1.936 m ² (2200 mm)	4		 PATENTED TECHNOLOGY	✓ LIFETIME WARRANTY DOMESTIC USE ✓ 10 YEAR WOOD FOR LIFE WARRANTY
6 planks = 2.075 m ² (1820 mm) 6 planks = 2.508 m ² (2200 mm)	2/4		 PATENTED TECHNOLOGY	✓ LIFETIME WARRANTY DOMESTIC USE ✓ 10 YEAR WOOD FOR LIFE WARRANTY
6 planks = 2.075 m ² (1820 mm) 6 planks = 2.508 m ² (2200 mm)	2/4		 PATENTED TECHNOLOGY	✓ LIFETIME WARRANTY DOMESTIC USE ✓ 10 YEAR WOOD FOR LIFE WARRANTY ✓ 10 YEAR WET WARRANTY DOMESTIC USE*
6 planks = 1.583 m ² (1820 mm) 6 planks = 1.914 m ² (2200 mm)	2/4		 PATENTED TECHNOLOGY	✓ LIFETIME WARRANTY DOMESTIC USE ✓ 10 YEAR WOOD FOR LIFE WARRANTY
12 planks = 1.009 m ²	4		 PATENTED TECHNOLOGY	✓ LIFETIME WARRANTY DOMESTIC USE ✓ 10 YEAR WOOD FOR LIFE WARRANTY
4 planks = 0.744 m ²	0		 PATENTED TECHNOLOGY	✓ LIFETIME WARRANTY DOMESTIC USE
6 planks = 2.508 m ²	0		 PATENTED TECHNOLOGY	✓ LIFETIME WARRANTY DOMESTIC USE

* tested according to ISO CD 4760 (no leakage)

** depending on availability, you will receive planks measuring 1820 mm, 2200 mm or 2400 mm in length

Each pack can contain one plank which is split into two pieces. You can use these panels at the start or end of a row without the need to cut down a full plank making the install faster and easier. It also allows us to use more of the oak tree, and remain even more sustainable.

MASSIMO



The longest and widest planks in the entire Quick-Step Wood collection, Massimo is sure to impress with its extra-large dimensions and superior authenticity and craftsmanship.

MORE INFO FROM CLASSIFICATION TO WOOD TREATMENT AND FINISHING ON PAGE 40



- ✓ LIFETIME WARRANTY
- ✓ 10 YEAR WOOD FOR LIFE WARRANTY

MASSIMO

2200/2400 x 260 x 13.5 mm*
Box: 4 planks = 2.288 m² (2200)
Box: 4 planks = 2.496 m² (2400)



2.5 mm



White daisy oak extra matt
MAS5102S
Vibrant



Cappuccino blonde oak extra matt
MAS3566S
Vibrant



Winter storm oak extra matt oiled
MAS3563S
Vibrant
YOU'VE SEEN THIS FLOOR ON PAGE 100



Dark chocolate oak extra matt oiled
MAS3564S
Vibrant



* depending on availability, you will receive planks measuring 2200 mm or 2400 mm in length

IMPERIO



Create a room fit for royalty with the long and wide planks of the Imperio collection. Enjoy a sense of depth and exclusivity and embrace the authenticity and craftsmanship of real wood.

MORE INFO FROM CLASSIFICATION TO WOOD TREATMENT AND FINISHING ON PAGE 40



- ✓ LIFETIME WARRANTY
- ✓ 10 YEAR WOOD FOR LIFE WARRANTY

1820/2200 x 220 x 13.5 mm*
Box: 4 planks = 1.602 m² (1820)
Box: 4 planks = 1.936 m² (2200)



Everest white oak extra matt
IMP3793S

Vibrant

YOU'VE SEEN THIS FLOOR ON PAGE 76-79



Angelic white oak extra matt
IMP5105S

Marquant



Genuine oak extra matt
IMP3792S

Vibrant

YOU'VE SEEN THIS FLOOR ON PAGE 87



Nougat oak oiled
IMP1626S

Vibrant



Light royal oak oiled

IMP5103S

Marquant



Dark chestnut oak extra matt

IMP5104S

Marquant

YOU'VE SEEN THIS FLOOR ON PAGE 102



Grain oak extra matt

IMP3790S

Vibrant



Caramel oak oiled

IMP1625S

Vibrant

* depending on availability, you will receive planks measuring 1820 mm or 2200 mm in length

PALAZZO



Palazzo reinvents the glory days of wood. Beautifully proportioned and with subtle V grooves on the long side of each plank, these long and wide floorboards will add warmth and character to any space. With its wooden core, this collection embraces more traditional wood floor engineering.

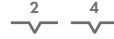
MORE INFO FROM CLASSIFICATION TO WOOD TREATMENT AND FINISHING ON PAGE 40



PAL1340S

- ✓ LIFETIME WARRANTY
- ✓ 10 YEAR WOOD FOR LIFE WARRANTY

1820/2200 x 190 x 13.5 mm*
Box: 6 planks = 2.075 m² (1820 mm)
Box: 6 planks = 2.508 m² (2200 mm)



Lily white oak extra matt
PAL5106S

Nature



YOU'VE SEEN THIS FLOOR ON PAGE 62-63



Almond white oak oiled
PAL3014S

Marquant



Polar oak matt
PAL1340S

Nature



YOU'VE SEEN THIS FLOOR ON PAGE 3, 36 & 104



Lime oak extra matt
PAL3887S

Vibrant



YOU'VE SEEN THIS FLOOR ON PAGE 92



Frozen oak extra matt
PAL3562S

Vibrant



YOU'VE SEEN THIS FLOOR ON PAGE 56



Refined oak extra matt
PAL3095S

Nature



YOU'VE SEEN THIS FLOOR ON PAGE 25 & 85



Oat flake white oak oiled
PAL3891S

Marquant



YOU'VE SEEN THIS FLOOR ON PAGE 54-55



Pure oak extra matt
PAL3100S

Marquant



YOU'VE SEEN THIS FLOOR ON PAGE 33

* depending on availability, you will receive planks measuring 1820 mm or 2200 mm in length

PALAZZO



Warm natural oak extra matt
PAL5237S

Marquant



Natural heritage oak matt
PAL1338S

Marquant



Sunset oak extra matt
PAL3893S

Vibrant



Ginger bread oak extra matt
PAL3888S

Nature



YOU'VE SEEN THIS FLOOR ON PAGE 86 & 88-89



Honey oak oiled
PAL1472S

Nature



Blue mountain oak oiled
PAL3094S

Vibrant



- ✓ LIFETIME WARRANTY
- ✓ 10 YEAR WOOD FOR LIFE WARRANTY

1820/2200 x 190 x 13.5 mm*
Box: 6 planks = 2.075 m² (1820 mm)
Box: 6 planks = 2.508 m² (2200 mm)



Frosted oak oiled
PAL3092S

Nature



Concrete oak oiled
PAL3795S

Vibrant



Cinnamon oak extra matt
PAL3096S

Vibrant



Latte oak oiled
PAL3885S

Vibrant



YOU'VE SEEN THIS FLOOR ON PAGE 70-71



Midnight oak oiled
PAL3889S

Vibrant



* depending on availability, you will receive planks measuring 1820 mm or 2200 mm in length

CASCADA



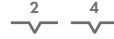
For the first time ever, you can install wood everywhere in your home, thanks to Cascada's waterproof surface with watertight click. With a broad range of colours, structures and finishes available, there's bound to be a floor that catches your eye.

MORE INFO FROM CLASSIFICATION TO WOOD TREATMENT AND FINISHING ON PAGE 40



- ✓ LIFETIME WARRANTY
- ✓ 10 YEAR WOOD FOR LIFE WARRANTY
- ✓ 10 YEAR WET WARRANTY

1820/2200 x 190 x 13 mm*
Box: 6 planks = 2.075 m² (1820 mm)
Box: 6 planks = 2.508 m² (2200 mm)



Wintry forest oak extra matt
CASC3854

Marquant



YOU'VE SEEN THIS FLOOR ON PAGE 86



Leather oak extra matt
CASC6029

Nature



YOU'VE SEEN THIS FLOOR ON PAGE 8-9



Lily white oak extra matt
CASC5106

Nature



YOU'VE SEEN THIS FLOOR ON PAGE 30



Natural oak extra matt
CASC6032

Nature



YOU'VE SEEN THIS FLOOR ON PAGE 108



Pearl white oak extra matt
CASC6030

Marquant



YOU'VE SEEN THIS FLOOR ON PAGE 80-81



Light chestnut oak extra matt
CASC6034

Nature



YOU'VE SEEN THIS FLOOR ON PAGE 22



Desert oak extra matt
CASC5111

Vibrant



YOU'VE SEEN THIS FLOOR ON PAGE 82-83



Mustard oak extra matt
CASC6031

Vibrant



YOU'VE SEEN THIS FLOOR ON PAGE 67-69

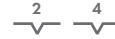
* depending on availability, you will receive planks measuring 1820 mm or 2200 mm in length

CASCADA



CASCADA

1820/2200 x 190 x 13 mm*
 Box: 6 planks = 2.075 m² (1820 mm)
 Box: 6 planks = 2.508 m² (2200 mm)



2.5 mm



Toffee brown oak extra matt
 CASC3888

Nature



YOU'VE SEEN THIS FLOOR ON PAGE 11-20 & 49-53



Cotton grey oak extra matt
 CASC5112

Vibrant



YOU'VE SEEN THIS FLOOR ON PAGE 96 & 111



White cappuccino oak extra matt
 CASC6033

Marquant



YOU'VE SEEN THIS FLOOR ON PAGE 26-27



Brown vintage oak extra matt
 CASC5676

Marquant



Light storm oak extra matt
 CASC5110

Marquant



YOU'VE SEEN THIS FLOOR ON PAGE 28-29



Tobacco oak extra matt
 CASC5675

Vibrant



- ✓ LIFETIME WARRANTY
- ✓ 10 YEAR WOOD FOR LIFE WARRANTY
- ✓ 10 YEAR WET WARRANTY

* depending on availability, you will receive planks measuring 1820 mm or 2200 mm in length



CASC5112

COMPACT



Compact shows off the beauty and style of real wood. Its high-quality top layer and high-density fibre core means it's only 13 mm thick - and there's no need for chunky top-layers. Perfect for your renovation projects and rooms with underfloor heating.

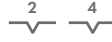
MORE INFO FROM CLASSIFICATION TO WOOD TREATMENT AND FINISHING ON PAGE 40



- ✓ LIFETIME WARRANTY
- ✓ 10 YEAR WOOD FOR LIFE WARRANTY

COMPACT

1820/2200 x 145 x 13 mm*
Box: 6 planks = 1.583 m² (1820 mm)
Box: 6 planks = 1.914 m² (2200 mm)



Lily white oak extra matt
COM5606

Nature



Country raw oak extra matt
COM3097

Vibrant



Cotton white oak matt
COM1451

Marquant



YOU'VE SEEN THIS FLOOR ON PAGE 112



Natural oak matt
COM1450

Marquant



Leather oak extra matt
COM6029

Nature



Light chestnut oak extra matt
COM5113

Nature



* depending on availability, you will receive planks measuring 1820 mm or 2200 mm in length

DISEGNO



Installing a herringbone pattern has never been easier than it is with the trendy Disegno collection. Or, why not switch it up and create a square basket pattern?

MORE INFO FROM CLASSIFICATION TO WOOD TREATMENT AND FINISHING ON PAGE 40
CHOOSE BETWEEN TWO PATTERNS FEATURED ON PAGE 90



DIS4856S

- ✓ LIFETIME WARRANTY
- ✓ 10 YEAR WOOD FOR LIFE WARRANTY

DISEGNO

580 x 145 x 13.5 mm - Box: 12 planks = 1.009 m²



2.5 mm



Creamy oak extra matt

DIS4856S

Nature

YOU'VE SEEN THIS FLOOR ON PAGE 64 & 114



Pure light oak extra matt

DIS5115S

Nature

YOU'VE SEEN THIS FLOOR ON PAGE 90



Cinnamon raw oak extra matt

DIS4979S

Nature



INTENSO

Add unique character and make any space, trendy or traditional, an eye-catcher. Intenso combines a reclaimed look with a dynamic chevron pattern.

MORE INFO FROM CLASSIFICATION TO WOOD TREATMENT AND FINISHING ON PAGE 40
CHOOSE BETWEEN TWO PATTERNS FEATURED ON PAGE 90



✓ LIFETIME WARRANTY

600 x 310 x 13 mm - Box: 4 planks = 0.744 m²



2.5 mm



Eclipse oak oiled
INT3903
Vibrant

YOU'VE SEEN THIS FLOOR ON PAGE 91 & 116



Traditional oak oiled
INT3902
Vibrant

YOU'VE SEEN THIS FLOOR ON PAGE 47



VARIANO

Variano combines the best of both worlds: original patterns and a renovated, reclaimed look. Aged edges, cracked knots, saw-cut structures and variations in colour and dimensions make this floor truly unique!

MORE INFO FROM CLASSIFICATION TO WOOD TREATMENT AND FINISHING ON PAGE 40



VAR31025

✓ LIFETIME WARRANTY

2200 x 190 x 13.5 mm - Box: 6 planks = 2.508 m²



2.5 mm



Pacific oak extra matt
VAR5114S
Marquant



Dynamic raw oak extra matt
VAR3102S
Marquant



YOU'VE SEEN THIS FLOOR ON PAGE 118



Champagne brut oak oiled
VAR1630S
Marquant



YOU'VE SEEN THIS FLOOR ON PAGE 91



Royal grey oak oiled
VAR1631S
Marquant



ACCESSORIES

INSTALLATION

UNDERLAYS

If you're going for a quick and smooth floating installation, choosing the right underlay is essential. Besides creating a **level base**, it also provides **excellent acoustic insulation** and **reduces creaking noises**.



Silent Walk
QSUDLSW7
Thickness: 2 mm - Roll: 7 m²

The best underlay for rooms with heavy traffic, such as your living room and hallway. Offers optimal noise reduction and is compatible with underfloor heating.




Unisound
QSUDLDRUCO15
Thickness: 2 mm - Roll: 15 m²

Great all-round underlay for rooms with frequent traffic, such as your living room, hallway and kitchen. Not compatible with underfloor heating and cooling.



Basic Plus
QSUDLBP15/60
Thickness: 2 mm - Roll: 15/60 m²

All-round underlay for rooms with less traffic, such as your bedroom and home office. Not compatible with underfloor heating.



Transitsound
QSUDLTRS15
Thickness: 2 mm - Roll: 15 m²

The ideal noise-reducing underlay for upper-floor rooms and apartments. Not compatible with underfloor heating and cooling.



Thermolevel
QSUDLTL9
Thickness: 5 mm - Box: 9 m²

The best choice for irregular subfloors. Provides additional insulation. Not compatible with underfloor heating and cooling.

GLUED-DOWN INSTALLATION

If you're going for a glued-down installation, use Quick-Step Parquet glue for the best result. Our **ready to use** glue has a **long open time** and guarantees **fast adhesion**. A glued-down installation of your wood floor **reduces footstep noise** to a minimum, allows your floor to **breathe and expand** with temperature variations and maximises the performance of **floor heating systems**.



Parquet glue
QSWGLUE16A
16 kg


Resealable aluminium bags packed in cardboard boxes. Average usage: 16 kg for 13-16 m². Read the instructions before you get started. Check if the glue is compatible with your subfloor.



Parquet trowel
QSWB11


This high-quality trowel provides a perfect glue distribution and is indispensable for a professional glued-down installation.

INSTALLATION TOOLS



Adhesive tape
NETAPE50
Roll: 50 m

Attach your underlay for a moisture-proof underlay installation.



Installation set
QSTOOLA

Set with a tapping block to easily click planks together, a cramp iron for hard-to-reach places and spacers to provide perfect expansion joints (8 to 12 mm) between walls and floor.

FINISHING

COLOUR-MATCHED SKIRTINGS

Why choose Quick-Step colour-matched skirtings and profiles?

PERFECTLY MATCHING COLOURS

Our skirtings and profiles flawlessly match the colour of every floor.

REAL VENEER SURFACE

An authentic wood experience across the entire room.

QUICK-STEP WARRANTY

Skirtings come with the same warranty as your floor.



Scotia
QSWSCOT(-)
2400 x 17 x 17 mm

A discrete finish that matches the colour of your floor. Easy to install with One4All Glue. Also available in a white, paintable version (QSSCOTPAINT).



Water resistant scotia
QSWSCOT(-)MM
2400 x 17 x 17 mm

Especially designed for our Cascada range. Use the Foamstrip and Hydrokit for a watertight finish. Easy to install with One4All Glue.



Parquet skirting
QSWPPSKR(-)
2400 x 16 x 80 mm

Skirting with space to hide cables. Easy to install with One4All Glue or Track. Also available in a white, paintable version (QSWPPSKRPAINT).



Water resistant parquet skirting
QSWPPSKR(-)MM
2400 x 16 x 80 mm

Parquet skirting especially designed for our Cascada range. Use the Foamstrip and Hydrokit for a watertight finish. Easy to install with One4All Glue or a Track to hide cables.

PAINTABLE SKIRTINGS



Paintable scotia
QSSCOTPAINT
2400 x 17 x 17 mm

Paintable scotia that can be left white as well. Easy to install with One4All Glue. Not suitable for damp rooms - check out our range of waterproof skirtings.



Paintable parquet skirting
QSWPPSKRPAINT
2400 x 16 x 80 mm

Paintable skirting with space to hide cables. Easy to install with One4All Glue or Track. Not suitable for damp rooms - check out our range of waterproof skirtings.



Paintable cover skirting
QSISKRCOVER
2400 x 16 x 129 mm

Paintable skirting to put over an existing one - ideal for renovations. Adjustable to 4 heights between 68 and 129 mm. Can be left white as well. Easy to install with One4All Glue. Not suitable for damp rooms - check out our range of waterproof skirtings.



Paintable ovolo skirting
QSISKRWHITE
2400 x 16 x 160 mm

Paintable skirting that can be used in two shapes for more decorative freedom. Adjustable to 5 heights between 25 and 134 mm - use the supplied Incizo knife. Can be left white as well. Easy to install with One4All Glue. Not suitable for damp rooms - check out our range of waterproof skirtings.



SHAPE 1



SHAPE 2



Paintable ogee skirting
QSISKROGEE
2400 x 16 x 160 mm

Paintable skirting that can be used in two shapes to add a specific character to your interior. Adjustable to 4 heights between 20 and 140 mm - use the supplied Incizo knife. Can be left white as well. Easy to install with One4All Glue. Not suitable for damp rooms - check out our range of waterproof skirtings.



SHAPE 1



SHAPE 2



Paintable small skirting
QSPSKR4PAINT
2400 x 14 x 40 mm

Paintable skirting that can be left white as well. Also available in a flexible version (QSFLEXSKR) to finish your entire space in the same style. Easy to install with One4All Glue. Not suitable for damp rooms - check out our range of waterproof skirtings.

WATERPROOF PAINTABLE SKIRTINGS



Paintable waterproof scotia
QSHSCOTPAINT
2400 x 20 x 30 mm

Paintable, 100%-recyclable polystyrene scotia that can be left white as well. Use the Foamstrip and Hydrokit for a watertight finish in damp rooms. Easy to install with One4All Glue.



Paintable waterproof skirting - large
QSHSK80PAINT
2400 x 15 x 80 mm

Large, paintable, 100%-recyclable polystyrene skirting that can be left white as well. Use the Foamstrip and Hydrokit for a watertight finish in damp rooms. Easy to install with One4All Glue.



Paintable waterproof flexible skirting
QSFLEXSKR
14 x 40 mm

Flexible, paintable skirting made of foamed PVC that can be cut to your desired length. Ideal to finish pillars or curved walls. Use the Foamstrip and Hydrokit for a watertight finish in damp rooms. Easy to install with contact glue.

INSTALLATION TOOLS FOR SKIRTINGS



One4All Glue
QSGlue290
290 ml

Multi-purpose glue that ensures adhesion to all materials and substrates. Average usage: 1 tube for 15 m of skirtings.



Track
NETRACK
2400 x 8 x 27 mm

Designed for installation of parquet skirtings. Secure the track to the wall with screws or the One4All Glue before clicking the skirtings into place.

COLOUR-MATCHED PROFILES



Incizo profile
QSWINCP(-)
2150 x 54 x 17 mm

Multifunctional and patented finishing tool to finish your floor and stairs in matching colours. Simply cut the Incizo basic profile to the desired shape with the supplied Incizo knife. Contains 1 Incizo profile, 1 Incizo knife and 1 plastic rail.

APPLICATION 1
Connect two floors of different heights.



APPLICATION 2
Connect two floors of the same height.




APPLICATION 3
Finish your floor along walls or windows.



APPLICATION 4
Create a nice transition between your wood floor and other flooring types.





Incizo profile / Incizo aluminium subprofile for stairs
QSWINCP(-) / NEWINCPBASE(-)
2150 x 54 x 17 mm /
2150 x 70 x 18.5 mm

The Incizo profile also allows you to finish your stairs and steps in the flooring design of your choice. For this application, you need the Incizo profile and an aluminium subprofile. Subprofile to be ordered separately.

APPLICATION 5
Finish your stairs and steps.



FINISHING TOOLS



Coloured kit
QSKIT(-)
310 ml

This elastic, acrylic-based paste is the ideal solution to fill joints between skirtings and walls. Also ideal for all Quick-Step joints that can't be finished with skirtings, profiles or pipe covers. Available in matching colours. Average usage: 1 tube for 15 m angle joints.



Pipe covers
QSRCINOX15 / QSRCINOX22
2 pcs/pack

Stainless steel covers to nicely finish pipes and heating elements. Available in inside diameter sizes 15 and 22 mm. Do not glue the covers to the floor, but install them floating.

TOOLS FOR A WATERTIGHT FINISH

Give your Cascada floor a watertight finish using our Foamstrip and Hydrokit to get your water-resistance warranty. Follow the installation instructions and consult the warranty conditions for more details. Get inspired on page 31.



Foamstrip
NEFOAMSTRIP20
20 strips of 1 m x 10 mm

Fill up expansion joints with the Foamstrip and combine with the Hydrokit for a watertight finish of your floor. Invisible installation under skirtings, profiles etc.



Hydrokit
QSKITTRANSP
310 ml

Transparent silicone to combine with the Foamstrip for a watertight finish of your floor. Invisible installation under skirtings, profiles, etc. Average use: 1 tube for 15 m.

MAINTENANCE



Cleaning product 2.5 L
QSCLEANING2500
2.5 L

Cleaning product specifically developed for Quick-Step floors. Cleanses the surface thoroughly and safeguards its original appearance to maximise that 'new floor' experience. Average usage: 2.5 L for 37 cleaning sessions.



Cleaning product 1 L
QSCLEANING1000
1 L

Cleaning product specifically developed for Quick-Step floors. Cleanses the surface thoroughly and safeguards its original appearance to maximise that 'new floor' experience. Average usage: 1 L for 15 cleaning sessions.




Cleaning kit
QSSPRAYKIT

Mop holder with refillable water tank and handy lever to easily moisten and mop your floor. Also includes a washable microfiber mop and 1 L of Quick-Step Cleaning product. A sustainable choice to clean your floor.



Cleaning mop
QSSPRAYMOP

Microfibre mop washable up to 60 °C. Compatible with the Quick-Step Cleaning kit.



Repair kit
QSREPAIR

Kit to easily repair light damage and recreate the original colour of your floor. Find detailed instructions at quick-step.co.uk.



Oil care
QSWOILCARE1000
1 L

Protects your oiled wood floor by preventing it from drying out and losing its gloss. Apply with a damp cloth every 4 cleaning sessions.



Maintenance oil
QSWMAINTOILN / QSWMAINTOILW
1 L

Transparent/white oil that protects the matt finish of your oiled wood floor and repairs minor damage. Use once a year (or more depending on the wear of your floor). Average usage: 1 L for 75 m². Consult your dealer to pick the right maintenance oil for your floor.

YOUR QUICK-STEP DEALER



Quick-Step is a quality product produced by Unilin BV, division Flooring, Ooigemstraat 3, B-8710 Wielsbeke, Belgium, Europe.

Product images may differ from actual product. The availability of products, or the products themselves, may change at any time without notice. Content © 2022 - 2023 by Unilin BV, division Flooring. All rights reserved. The contents of this brochure may not be reproduced in whole or in part without prior written permission from the publisher.

022 102 01 - Z1 - EN UK

Coverphoto: CASC3888

quick-step.co.uk

FOLLOW US ON



[@quickstepfloors](https://www.facebook.com/quickstepfloors)

[@quickstepfloor](https://www.youtube.com/quickstepfloor)